


52 Projects To Make Model And Mold With Air Dry Polymer And Homemade Clay: Unleash Your Creativity!

Unleash Your Inner Artist with 52 Inspiring Projects

If you're passionate about model making, molding, and crafting, then this book is your ultimate guide to unleashing your creativity. Embark on an exciting journey with 52 inspiring projects that cater to all skill levels, from beginners to seasoned crafters.



Clay Lab for Kids: 52 Projects to Make, Model, and Mold with Air-Dry, Polymer, and Homemade Clay

by Cassie Stephens

★★★★☆ 4.7 out of 5

Language : English
File size : 21271 KB
Text-to-Speech : Enabled
Screen Reader : Supported
Enhanced typesetting : Enabled
Word Wise : Enabled
Print length : 144 pages



A Treasure Trove of Step-by-Step Instructions

Each project is meticulously explained with clear, step-by-step instructions and accompanied by detailed images. Whether you're a budding artist or an experienced craftsperson, you'll find everything you need to bring your ideas to life.

Explore the Versatility of Air Dry Polymer and Homemade Clay

Discover the wonders of air dry polymer and homemade clay, two versatile materials that offer endless possibilities. Learn how to shape, texture, and mold these clays to create stunning models, figurines, jewelry, and more.

52 Projects to Fuel Your Imagination

1. Adorable Animal Miniatures:



Create adorable animal figurines that will melt your heart.

2. Delicate Flower Charms:



Craft exquisite flower charms to embellish your jewelry or decorate your home.

3. Intricate Architectural Models:



Build miniature replicas of famous buildings or design your own unique structures.

4. Unique Jewelry Pieces:



Design and create your own earrings, pendants, and bracelets with intricate details.

5. Whimsical Home Decor:



Add a touch of whimsy to your home with decorative sculptures, vases, and wall art.


Unlock Your Creative Potential

With this book as your guide, you'll unlock your creative potential and discover the joy of crafting with air dry polymer and homemade clay. Let your imagination soar and transform your ideas into tangible masterpieces.

Free Download Your Copy Today and Start Creating!

Don't wait any longer to embark on this exciting crafting adventure. Free Download your copy of "52 Projects To Make Model And Mold With Air Dry Polymer And Homemade Clay" today and start creating stunning models and molds that will impress everyone!

Remember, with each project you complete, you'll not only hone your skills but also create something truly unique and special. So, let your creativity shine and let this book be your stepping stone to countless hours of crafting joy.



Clay Lab for Kids: 52 Projects to Make, Model, and Mold with Air-Dry, Polymer, and Homemade Clay

by Cassie Stephens


★★★★☆ 4.7 out of 5

Language : English
File size : 21271 KB
Text-to-Speech : Enabled
Screen Reader : Supported
Enhanced typesetting : Enabled
Word Wise : Enabled
Print length : 144 pages



Unveil the Rich Tapestry of Rural Life: Immerse Yourself in 'Still Life with Chickens'

Step into the enchanting pages of "Still Life with Chickens", where the complexities of rural life unfold through a captivating tapestry of language and imagery....



Unlocking the Depths of Cybersecurity: An In-Depth Look at Dancho Danchev's Expertise

In the ever-evolving landscape of cybersecurity, where threats lurk behind every digital corner, it becomes imperative to seek the guidance of experts who navigate...